

Dispenser for Vomit Bag

- User friendly function
- Universal screw attachment, fits all previous/existing dispensers
- A front slot allows the number of bags in the dispenser become visible
- Easy to clean, could resist all in healthcare frequently used disinfectants
- Easy to refill, the bags are securely in place, pulled out with a mild tug
- A recyclable dispenser, with the highest environmental score in "SundaHus register"
- The dispensers accommodate 50 / 25 vomit bags



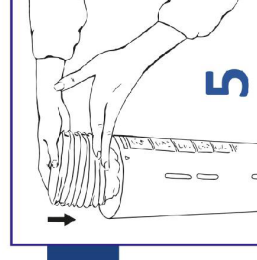
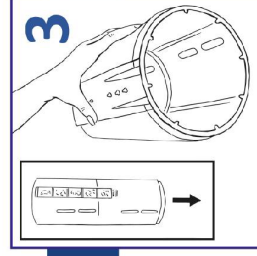
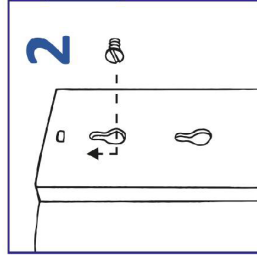
Art.no.	Description	Ward/Trsp.box
601133K	Dispenser large, for 50 bags	1/5
601131K	Dispenser small, for 25 bags	1/10

Ward.box = min.qty/order



Material: Recyclable PP
 Could resist ethanol based
 disinfectants and heat up to +120°C
 Manufacturer:
 Medioplast AB / www.medioplast.com

MEDI PLAST

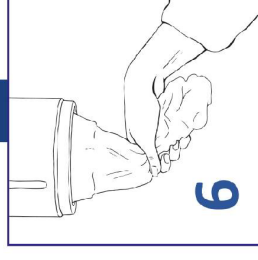
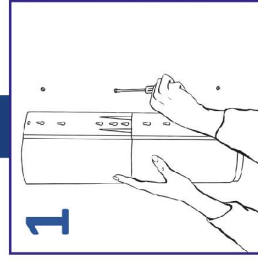


1 & 2
Screw the screws into the wall and then hang the dispenser on them. The holes in the holder are adapted to fit previous dispensers regardless of size or make.

3.
In order for the holder to work properly, the hole with 8 pins should be directed downwards.

4.
When refilling - be sure to put the bags in the right direction.

5.
When refilling, fill the dispenser from the top.



6.
Pull out a bag with a light yank.

Mounting of dispenser

Ph +46 40 671 23 00
mediplast.info@mediplast.com
www.mediplast.com

For further information