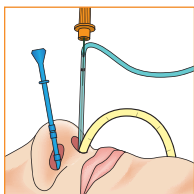


AMT Bridle™

Family of Nasal Tube Retaining Systems

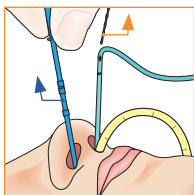
Placement Reference Guide

This is not a substitute for the DFU/IFU (Directions for Use/Instructions for Use). ⓘ



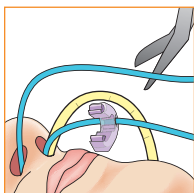
ADVANCE

Advance the blue retrieval probe into the nostril without the nasal tube. On the opposite side, insert the blue tubing (with orange safety stylet inside) until the magnets connect.



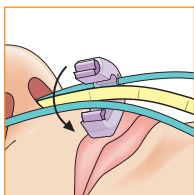
REMOVE

First, remove the orange safety stylet. Second, remove the blue retrieval probe, drawing the blue bridle tubing around the vomer bone and then out the opposite nare.



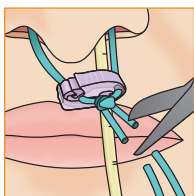
CUT

Cut and dispose of the blue bridle tube section containing the magnet. Slide the clip up the blue bridle tubing into position, and ensure the clip opens medially.



SECURE

Secure the nasal tube in the clip's groove. Place the blue bridle tubing within the clip (tubing position varies between clip styles).



CLOSE

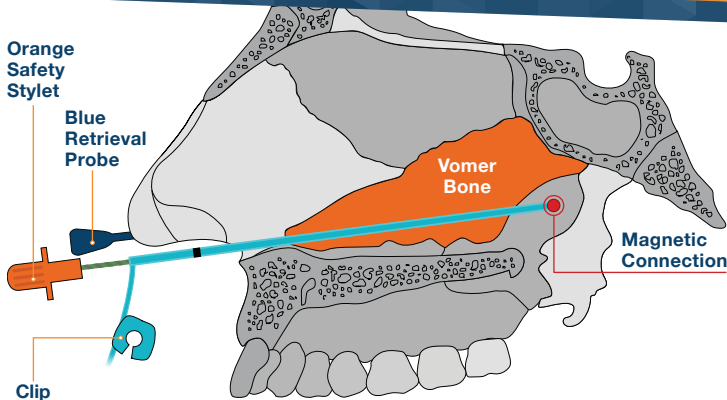
Close the clip 1 cm (1/2") below the nose. Tie 2-3 simple knots and cut off any excess.



Your ONE Source for Enteral Nutrition
Devices. Accessories. Resources. Support.

AMT Bridle™

Family of Nasal Tube Retaining Systems



Patient Safety + Comfort are a top priority for AMT and the vomer bone is a great securement location for nasal tubes. Once an AMT Bridle™ Family device is properly placed, no tape or sutures are required to keep the nasal tube secured.

Bridle Pro® Range Clips:



5F-6F 8F-10F 12F-14F 16F-18F

AMT Bridle™ + Bridle Pro® Clips:



8F 10F 12F 14F,16F 18F

Bridle Family | Size Information*

	Pediatric Bridle Pro® Range¹	Pediatric Bridle Pro®¹	Bridle Pro® Range¹	Bridle Pro®¹	AMT Bridle™²
5F	4-420506P				
6F					
8F	4-420810P	4-4208P	4-420810	4-4208	4-4108
10F				4-4210	4-4110
12F			4-421214	4-4212	4-4112
14F				4-4214	4-4114
16F			4-421618	4-4216	4-4116
18F				4-4218	4-4118

The Pro Range Clip's flexible overmolded section allows it to encompass multiple sizes into a single clip.

¹The Bridle Pro® features the exclusive blue Bridle Tubing. | ²The AMT Bridle™ features white umbilical tape. | *The Bridle Family comes packaged as 5/Box.

AppliedMedical.net | 800 869 7382 | CS@AppliedMedical.net | ICS@AppliedMedical.net



Jäleenmyyjä:
MEDI PLAST
Mediplast Petrol Oy
PL 153, 01531 Vantaa
Puh: 09 276 360
asiakaspalvelu@mediplast.com
www.mediplast.com



Applied Medical Technology, Inc.
8006 Katherine Boulevard
Brecksville, OH 44141
An ISO 13485 Registered Company
Made in USA | MR SAFE¹



©2022 Applied Medical Technology, Inc.

Patents: <http://www.AppliedMedical.net/Patents/> - Trademarks: <http://www.AppliedMedical.net/Trademarks/> | C-4580-E

¹MR Safe once bridle is properly placed and safety stylet and retrieval probe are removed.