

Safe-Turn Chest & Pelvic Dome Cushions

Safe-Turn Dome Chest & Pelvic Cushions & Covers



Made with a blend of Polyester and Polyurethane, the new Safe-Turn covers, combined with our established Dome Supports, offer a reliable and durable platform to position your patient.

The flexibility of the Safe-Turn Chest and Pelvic Cushions, allow you to provide support for a wide variety of patients, whether tall or short. By using our positioning guide, you can safely and comfortably support your patient throughout a procedure.

The positioning of the Chest and Pelvic Domes provides adequate oxygenation and sufficient decompression of the patient's abdomen.

The Foam Chest Dome Cushion has been shaped with Memory Foam to provide safe and comfortable support for the female breasts reducing the risk of pressure related injuries and ulcers.

The Foam Pelvic Dome Cushion shaped with Memory Foam to safely position male genitalia, reducing the risk of pressure related injuries and ulcers.



Safe-Turn Dome Positioning Guide

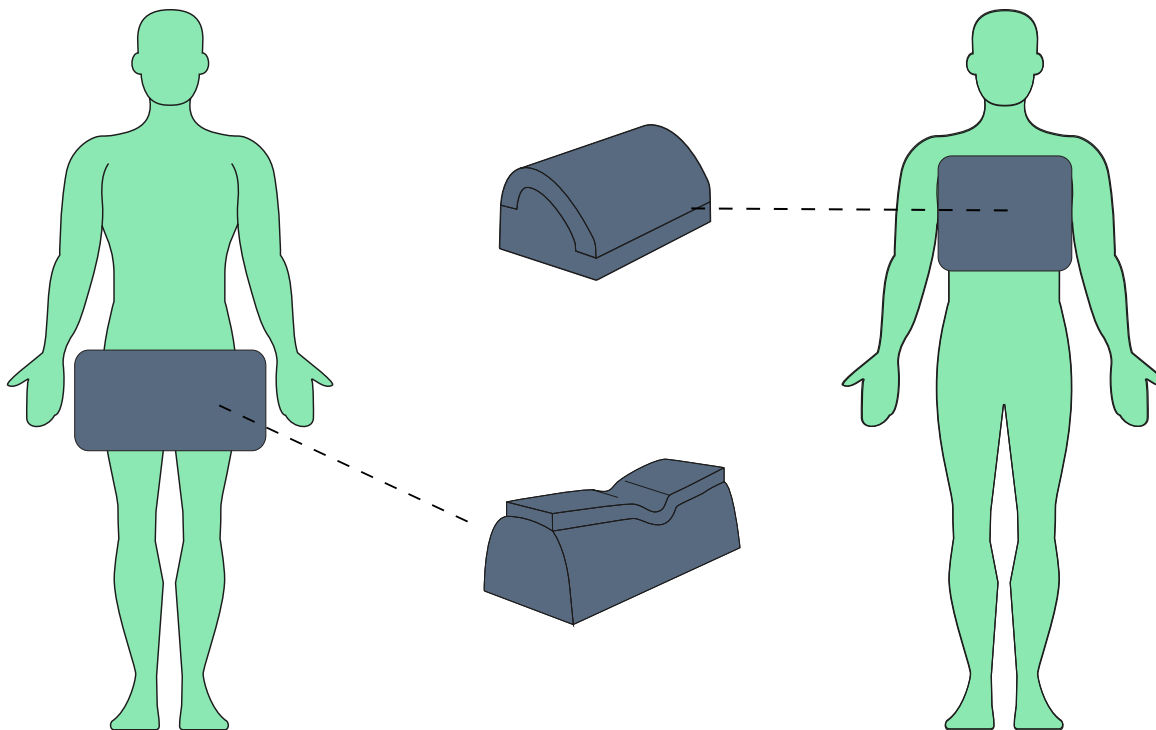
The two images show the correct placement of the Chest & Pelvic Domes to your patient.

Align the front of Safe-Turn Dome Chest Cushion with the patient's clavicle.


Make sure that the patient's arms are at a 45° angle from the body, and a 90° angle at the elbow.

The mid point of the Safe-Turn Pelvic Dome Cushion should be in line with the patient's hip bone.

Male genitalia should be checked to minimize any pressure on them throughout the procedure.



Ordering Codes & Cleaning



REF

Dome Kit Large: RDK-L-01
Box Quantity: 1 kit per box
Box size: 410 x 670 x 600 (mm)
Kit includes: (x1) RDC-L-01, (x1) RDP-L-01
and individual storage bags.
Each box also includes individual and
box barcode labels.

REF

Safe-Turn Dome Chest Cushion - Large: RDC-L-01

Box Quantity: 1 pc per box
Box size: 410 x 670 x 300 (mm)

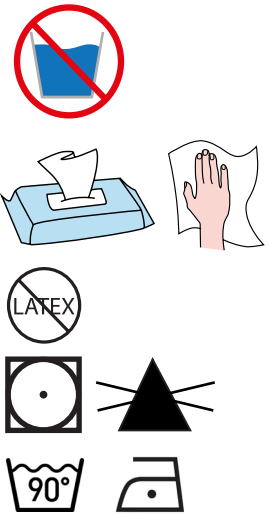
REF

Safe-Turn Dome Pelvic Cushion - Large: RDP-L-01

Box Quantity: 1 pc per box
Box size: 410 x 670 x 300 (mm)

Each box also includes individual and box barcode labels.

Memory Foam Toppers and Drapes are available for superior comfort and as an aid to infection control, prolonging the life-span of the Safe-Turn Dome.



Cleaning Instructions

The Safe-Turn cover. Wipe down with standard hospital wipes. Machine washable at 90°. Tumble dry on low heat only. All requirements and warnings can be found on label inside the cover.

Do not submerge the internal foam in water.